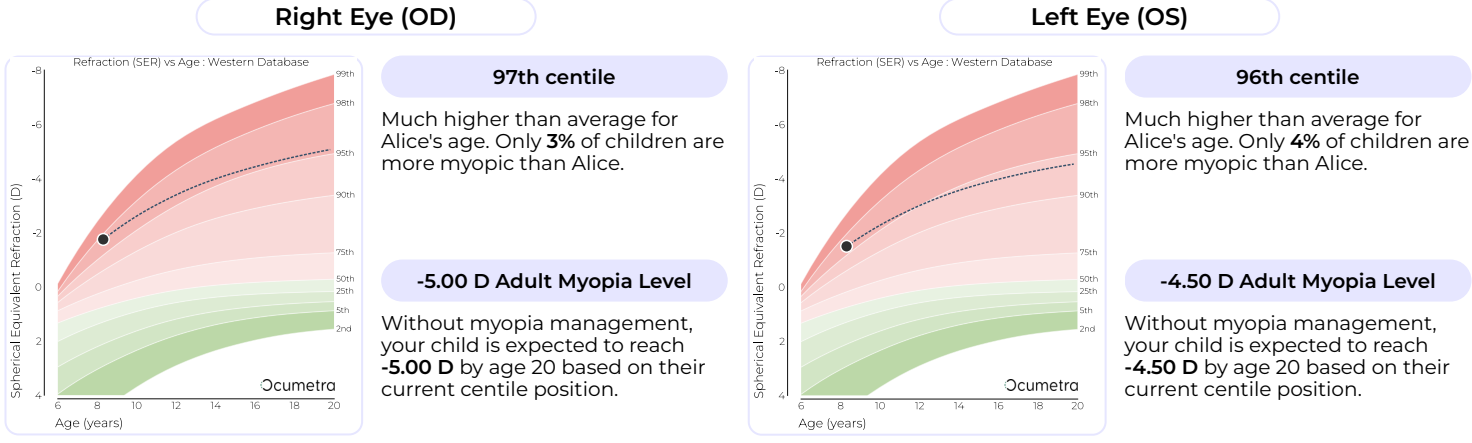


Alice's personalised Myopia Management Report

Age: 8 years 3 months      Sex: Female      Visit Date: 10 Jun 2026

Right Eye (OD)    Sphere: -1.75    Cylinder: 0.00    Axis: 90      Left Eye (OS)    Sphere: -1.50    Cylinder: 0.00    Axis: 90





How does Alice's myopia compare?



How could myopia management help Alice?

Right Eye (OD)		Left Eye (OS)	
<p><b>Alice's progression analysis</b></p> <p style="text-align: center;"><b>1 year change</b></p> <p>Likely change in prescription Large change (more than -0.75D)</p> <p style="text-align: center;"><b>14 %</b> vs <b>36 %</b></p> <p><small>With myopia management</small>      <small>Without myopia management</small></p> <p><b>61 %</b> Less likely to experience a large change in glasses with myopia management</p>	<p><b>Alice's eye health analysis</b></p> <p style="text-align: center;"><b>Lifetime risk</b></p> <p>Likely benefits for eye health Risk of myopia-related complications later in life</p> <p style="text-align: center;"><b>11 %</b> vs <b>22 %</b></p> <p><small>With myopia management</small>      <small>Without myopia management</small></p> <p><b>49 %</b> Less likely to have eye health issues in later life with myopia management</p>	<p><b>Alice's progression analysis</b></p> <p style="text-align: center;"><b>1 year change</b></p> <p>Likely change in prescription Large change (more than -0.75D)</p> <p style="text-align: center;"><b>14 %</b> vs <b>36 %</b></p> <p><small>With myopia management</small>      <small>Without myopia management</small></p> <p><b>61 %</b> Less likely to experience a large change in glasses with myopia management</p>	<p><b>Alice's eye health analysis</b></p> <p style="text-align: center;"><b>Lifetime risk</b></p> <p>Likely benefits for eye health Risk of myopia-related complications later in life</p> <p style="text-align: center;"><b>10 %</b> vs <b>18 %</b></p> <p><small>With myopia management</small>      <small>Without myopia management</small></p> <p><b>45 %</b> Less likely to have eye health issues in later life with myopia management</p>
<p><b>up to 2.00 D</b>   Potential reduction in final refraction with treatment</p>		<p><b>up to 1.75 D</b>   Potential reduction in final refraction with treatment</p>	

What myopia treatments are available?

-   
 Myopia Management Spectacles
-   
 Myopia Management Daytime Contact Lenses
-   
 Myopia Management Overnight Contact Lenses (Orthokeratology lenses)
-   
 Atropine Eye Drops

What else can we do?

-   
 Maximise Outdoor Time
-   
 Optimise Near Work
-   
 Limit Screen Time
-   
 Regular Eye Checks

<sup>1</sup>Without myopia control <sup>2</sup>Matched for age, sex and region <sup>3</sup>With optimal treatment response